

COUNTY OF GILLESPIE

Kelly Eckhardt
County Treasurer

Gillespie County Courthouse
101 West Main Street, Unit #5
Room 106

Office 830-997-6521
Fax 830-990-2307

FREDERICKSBURG, TEXAS
78624-3700

AFFIDAVIT


I, Kelly Eckhardt, Treasurer, in and for the County of Gillespie, State of Texas, hereby submit the attached report of investment transactions for all invested funds held by Gillespie County Treasurer for the month ending January 31, 2021 and I certify that these investments are in compliance with the local investment policy and the Public Funds Investment Act.




Kelly Eckhardt, Gillespie County Treasurer

January 2021 Total Investment Pools	\$ 4,838,660.37
January 2021 Total Collateralized CDs	\$ 3,057,988.85
January 2021 Total Brokered CDs	\$ 2,963,000.00
January 2021 Total Collateralized Sweep Accounts	\$ 22,599,237.12
January 2021 Total Invested Funds	\$ 33,458,886.34


Presented, examined, and accepted at the regular term of Commissioners' Court on this the 22nd day of March, 2021.




Mark Stroehrer, County Judge




Charles Offers, Commissioner, Pct.1




Keith Kramer, Commissioner, Pct.2



Dennis Neffendorf, Commissioner, Pct.3



Donnie Schuch, Commissioner, Pct.4



Mary Lynn Busche, County Clerk

Gillespie County Investments
1/31/2021

Investment Pool Issuer	Maturity Date	Avg Int Rate	1/1/2021	Interest	Transfers to SSB&T Operating Account	Changes in Principal	1/31/2021
Texas Class-General Fund	on Demand	0.13%	\$1,564,136.58	\$174.80	\$0.00		\$1,564,311.38
Texas Class-GOB Series 2013	on Demand	0.13%	\$102,677.27	\$11.46	\$0.00		\$102,688.73
TexPool-General Fund	on Demand	0.08%	\$3,171,446.77	\$213.49	\$0.00		\$3,171,660.26
Total Investment Pools			\$4,838,260.62	\$399.75	\$0.00		\$4,838,660.37
Average Investment Pool Rate		0.11%					
Collateralized CD Issuer	Maturity Date	Interest Rate	1/1/2021	Interest	Transfers to SSB&T Operating Account	Changes in Principal	1/31/2021
SSB&T-0220	3/11/2021	2.10%	\$256,640.65	\$456.89	\$0.00	\$0.00	\$257,097.54
SSB&T-4120	9/1/2021	2.15%	\$500,000.00	\$0.00	\$0.00	\$0.00	\$500,000.00
SSB&T-0055	9/4/2021	2.15%	\$308,161.25	\$561.32	\$0.00	\$0.00	\$308,722.57
SSB&T-0253	10/3/2021	2.00%	\$410,134.33	\$0.00	\$0.00	\$0.00	\$410,134.33
SSB&T-0576	12/10/2021	1.75%	\$356,175.38	\$528.36	\$0.00	\$0.00	\$356,703.74
SSB&T-0154	9/11/2021	0.55%	\$255,400.24	\$119.30	\$0.00	\$0.00	\$255,519.54
Total SSB&T Collateralized CDs			\$2,086,511.85	\$1,665.87	\$0.00	\$0.00	\$2,088,177.72
Average SSB&T CD Rate		1.78%					
Texas Regional Bank-4860	7/19/2021	1.57%	\$101,644.30	\$135.54			\$101,779.84
Texas Regional Bank-7440	8/2/2021	2.05%	\$308,268.69	\$536.73			\$308,805.42
Texas Regional Bank-4048	8/11/2021	1.80%	\$101,819.95	\$155.66			\$101,975.61
Texas Regional Bank-7966	10/30/2021	0.35%	\$101,573.73	\$30.19			\$101,603.92
Texas Regional Bank-7967	10/30/2021	0.35%	\$101,573.73	\$30.19			\$101,603.92
Texas Regional Bank-4948	11/28/2021	0.20%	\$152,319.21	\$25.87			\$152,345.08
Texas Regional Bank-0285	12/15/2021	0.35%	\$101,667.12	\$30.22			\$101,697.34
Total Texas Regional Bank Collateralized CDs			\$968,866.73	\$944.40	\$0.00	\$0.00	\$969,811.13
Average Collateralized CD Rate		1.37%					

Gillespie County Investments
1/31/2021

Brokered CD Issuer	Maturity	Interest	1/1/2021	Accrued Interest	Transfers to SSB&T Operating Account	Changes in Principal	1/31/2021	1/1/2021	1/31/2021
FNC-Valley National Bank	4/8/2021	1.25%	\$246,000.00	\$2,493.69			\$246,000.00	\$246,806.88	\$246,563.34
FNC-Truist Bank	4/20/2021	1.15%	\$247,000.00	\$2,202.36			\$247,000.00	\$247,834.86	\$247,615.03
FNC-Wex Bank	7/9/2021	1.25%	\$241,000.00	\$924.38	\$0.00		\$241,000.00	\$242,539.99	\$242,311.04
Total FNC Brokered CDs			\$734,000.00	\$5,620.43	\$0.00	\$0.00	\$734,000.00	\$737,181.73	\$736,489.41
Average FNC Brokered CD Rate		1.22%							
MSB-Ally Bank	6/14/2021	2.40%	\$247,000.00	\$795.81	\$0.00		\$247,000.00	\$249,672.54	\$249,205.71
MSB-Goldman Sachs	6/14/2021	2.40%	\$247,000.00	\$812.05	\$0.00		\$247,000.00	\$249,672.54	\$249,205.71
MSB-Morgan Stanley Private Bank	6/14/2021	2.45%	\$246,000.00	\$809.10	\$0.00		\$246,000.00	\$248,718.30	\$248,243.52
MSB-University Iowa Community CU	6/14/2021	2.45%	\$249,000.00	\$501.41	(\$518.12)		\$249,000.00	\$251,734.02	\$251,270.88
MSB-BMW Bank North America	8/30/2021	1.55%	\$248,000.00	\$1,642.92	\$0.00		\$248,000.00	\$250,492.40	\$250,197.28
MSB-Morgan Stanley	12/13/2021	1.75%	\$247,000.00	\$592.12	\$0.00		\$247,000.00	\$251,001.40	\$250,680.30
MSB-Bellico Cr Un	3/30/2022	1.30%	\$249,000.00	\$518.12	\$0.00		\$249,000.00	\$252,824.64	\$252,585.60
MSB-American Express	3/31/2022	1.35%	\$248,000.00	\$1,128.23	\$0.00		\$248,000.00	\$251,970.48	\$251,722.48
MSB-Cadence Bank	3/31/2022	1.20%	\$248,000.00	\$994.72	\$0.00		\$248,000.00	\$251,521.60	\$251,303.36
Total MSB Brokered CDs			\$2,229,000.00	\$7,794.48	(\$518.12)	\$0.00	\$2,229,000.00	\$2,257,607.92	\$2,254,414.84
Average MSB Brokered CD Rate		1.87%							

Collateralized Sweep Account Issuer	Maturity Date	Interest Rate	1/1/2021	Interest	Deposits	Withdrawals	1/31/2021
Security State Bank & Trust-General	on Demand	0.10%	\$15,362,062.29	\$1,580.50	\$8,451,932.26	(\$2,175,837.76)	\$21,639,737.29
Security State Bank & Trust-COB2001-I&S	on Demand	0.10%	\$116,603.78	\$12.66	\$59,835.82	\$0.00	\$176,452.26
Security State Bank & Trust-GOB 2013-I&S	on Demand	0.10%	\$395,597.28	\$49.24	\$339,034.95	\$0.00	\$794,681.47
Security State Bank & Trust-2013 Jail Project	on Demand	0.10%	\$48,361.99	\$4.11	\$0.00	\$0.00	\$48,366.10
Total Collateralized Sweep Accounts			\$15,922,625.34	\$1,646.51	\$8,850,803.03	(\$2,175,837.76)	\$22,599,237.12
Average Collateralized Sweep Account Rate		0.10%					
Total Invested Funds			\$26,779,264.54				\$33,458,886.34

Pledge Report by Maturity Date
Pledge B: GILLESPIE COUNTY, TEXAS

As of 01/31/21
 Page 151

Security State Bank & Trust
 Fredericksburg, TX

SK Receipt	Code	Cusip	ID #	Current Face	Original Face	Description	ASC	Moody / S&P	Coupon	Maturity	Book Value	Fair Value
1006	270299FC9	103353	103353	240,000.00	240,000.00	EARLY TX REF GO AGM QTEO	HTM	NR / AA	2.000	02/15/2021	240,058.57	240,171.72
1006	486188E0	102402	102402	375,000.00	375,000.00	KAUFMAN CNTY TX GO AGM	AFS	NR / AA	3.000	02/15/2021	375,119.96	375,421.17
1006	513642EA2	102484	102484	245,000.00	245,000.00	LAMPASAS TX GO SINKING FUND QTEO PRU HTM	HTM	NR / AA	3.000	02/15/2021	245,065.12	245,286.56
1006	244109P32	103361	103361	245,000.00	245,000.00	DEER PARK TX C/O GO QTEO PRE-RFD HTM	HTM	NR / AAA	4.000	03/15/2021	245,744.27	246,164.39
1006	262061MV3	103666	103666	250,000.00	250,000.00	DRIPPING SPRINGS TX ISD GO PSF QTEO PR HTM	HTM	NR / AAA	3.000	08/15/2021	251,574.28	253,834.45
1006	881830K69	103729	103729	380,000.00	380,000.00	TEXARKANA TX GO QTEO	HTM	NR / AA-	3.500	02/15/2022	388,210.61	392,419.79
1006	899474UY4	103514	103514	310,000.00	310,000.00	TULOSO-MIDWAY TX ISD REF GO PSF QTEO HTM	HTM	NR / AAA	3.000	02/15/2022	313,142.66	319,015.38
1006	932440BS8	103584	103584	385,000.00	385,000.00	WALLER CNTY TX GO BDS 2017 QTEO	HTM	NR / AA	3.000	02/15/2022	389,604.38	395,583.52
1006	046573GE5	103474	103474	430,000.00	430,000.00	ATASCOSA CNTY TX C/O GO QTEO	HTM	NR / AA-	3.000	02/01/2023	438,056.44	452,263.63
1006	929831FX8	103497	103497	450,000.00	450,000.00	WACO TX C/O GO QTEO	HTM	Aa1 / AA+	3.000	02/01/2023	457,567.40	473,299.15
1006	157789GX0	103579	103579	480,000.00	480,000.00	CHAMBERS CNTY TX GO QTEO	HTM	NR / AA	3.000	03/01/2023	491,401.63	506,769.47
1006	006514GC1	103457	103457	250,000.00	250,000.00	ADDICKS TX UD WW & SS GO BAM QTEO	HTM	NR / AA	2.250	09/01/2023	248,519.76	259,711.38
1006	970007LR9	103369	103369	230,000.00	230,000.00	WILLIAMSON CNTY TX WW&SS IRR & DRAU HTM	HTM	A3 / AA	3.000	09/01/2023	231,861.69	233,310.99
1006	016140NG6	103484	103484	210,000.00	210,000.00	ALICE TX REF GO AGM QTEO	HTM	NR / AA	4.000	02/01/2024	218,914.34	232,186.71
1006	286525QG8	103472	103472	395,000.00	395,000.00	ELGIN TX C/O GO BAM QTEO	HTM	Baa1 / AA	4.000	07/15/2024	416,852.64	437,619.11
1006	877294SS8	103577	103577	260,000.00	260,000.00	TAYLOR TX GO REF BDS 2017 QTEO	HTM	NR / AA-	4.500	08/15/2024	277,235.31	291,836.16
1006	006514GD9	103458	103458	250,000.00	250,000.00	ADDICKS TX UD WW & SS GO BAM QTEO	HTM	NR / AA	2.000	09/01/2024	248,788.48	260,603.57
1006	046573GG0	103487	103487	460,000.00	460,000.00	BELLAIRE TX REF GO QTEO	HTM	NR / AAA	3.000	02/01/2025	472,553.80	504,489.42
1006	078275X25	103451	103451	925,000.00	925,000.00	GRAND LAKES MUD #1 TX GO AGM QTEO	AFS	NR / AA	4.000	02/15/2025	914,824.78	983,992.32
1006	38588NIEZ8	102903	102903	250,000.00	250,000.00	MOUNT PLEASANT TX ISD GO BAM SINK Q. HTM	HTM	NR / AA	3.500	08/15/2025	253,423.49	258,981.28
1006	622707RU3	102910	102910	250,000.00	250,000.00	ROANOKE TX GO QTEO	HTM	NR / AA	3.750	08/15/2025	251,143.96	254,273.49
1006	770043KP1	102653	102653	250,000.00	250,000.00	TRAVIS CNTY TX MUD #11 REF GO BAM SIP	AFS	NR / AA	4.000	08/15/2025	310,048.36	317,640.64
1006	89440AFZ6	103395	103395	295,000.00	295,000.00	MURPHY TX WW & SS SINK QTEO	HTM	NR / AA+	3.500	02/15/2026	291,893.93	310,246.87
1006	626752SV2	102862	102862	285,000.00	285,000.00	FORT BEND CNTY TX MUD #123 GO BAM Q. AFS	AFS	A3 / AA	4.000	09/01/2026	610,714.87	635,355.49
1006	34682EKK3	103295	103295	585,000.00	585,000.00	ALICE TX REF GO AGM QTEO	HTM	NR / AA	4.000	02/01/2028	514,666.90	566,651.25
1006	016140NLS	103483	103483	490,000.00	490,000.00	MARBLE FALLS TX GO QTEO	HTM	NR / AA	4.000	02/01/2028	517,883.54	549,686.94
1006	566022QD4	102870	102870	500,000.00	500,000.00	MURPHY TX WW & SS GO SINK QTEO	HTM	NR / AA+	4.000	02/15/2028	314,746.99	336,544.51
1006	626752SX8	102861	102861	305,000.00	305,000.00	FHLMC J #24065	HTM		2.500	06/01/2028	246,942.97	259,978.16
1006	31307CQS0	102578	102578	247,671.96	247,671.96	GNNMA II #MA1064	HTM		2.500	06/20/2028	242,272.47	253,590.04
1006	36179NED5	102601	102601	243,251.84	243,251.84	GNNMA II #MA1133	HTM		2.500	07/20/2028	229,925.82	239,928.03
1006	36179NHJ0	102604	102604	230,146.79	230,146.79	BURKBURNETT TX C/O WW & SS GO BAM	HTM	NR / AA	3.000	02/15/2029	500,729.53	528,475.25
1006	121293FY0	103325	103325	480,000.00	480,000.00	VAN TX C/O GO BAM SINKING FUND QTEO HTM	HTM	A3 / AA	3.000	08/15/2029	257,130.59	282,809.47
1006	921237DH3	103520	103520	255,000.00	255,000.00	KERR CNTY TX C/O GO QTEO	HTM	NR / AA	4.000	02/15/2030	270,257.89	270,406.40
1006	492350DF7	103350	103350	270,000.00	270,000.00	RUSK TX WW & SWR SYS C/O BAM-TCRS G	AFS	NR / AA	4.000	02/15/2030	431,823.94	438,621.21
1006	782203CD3	103496	103496	425,000.00	425,000.00	VERNON TX REF GO MAC SINKING FUND Q. HTM	HTM	NR / AA	4.000	03/15/2030	574,511.71	608,758.37
1006	924648JS8	103392	103392	525,000.00	525,000.00	KENEDY TX C/O GO SINKING FUND QTEO	HTM	NR / AA-	4.000	05/01/2030	227,293.77	244,230.62
1006	488818EP6	103449	103449	215,000.00	215,000.00							

Note: Refer to the U.S. Government and Agency Ratings report for ratings on treasury, agency and pass through securities.



9601 McAllister Freeway, Suite 301, San Antonio, Texas 78216-4633
 (210) 224-5492
 (210) 224-8787

II. Pledge & Safekeeping Reports

Security State Bank & Trust
 Frederickburg, TX

Pledge Report by Maturity Date
Pledge B: GILLESPIE COUNTY, TEXAS

As of 01/31/21
 Page 152

SK Receipt	Code	Cusip	ID #	Current Face	Original Face	Description	Moody / S&P	Coupon	Maturity	Book Value	Fair Value
							320				
							ASC				
1006	970667WV1		103732	500,000.00	500,000.00	WILLIS TX ISD REF BDS 2012 GO PSF QTEO	HTM	2.750	02/15/2031	505,328.19	512,458.07
1006	077131J78		103490	285,000.00	285,000.00	BEEVILLE TX C/O GO AGM SINKING FUND C	HTM	4.000	08/15/2031	299,190.02	316,330.87
1006	3128P73X9		102571	361,337.26	1,000,000.00	FHLMC C #91714	HTM	3.000	07/01/2033	360,183.24	382,452.91
1006	36225C3S1		101528	64,112.44	1,000,000.00	GNMA II #80856 ADJ RT	AFS	3.000	03/20/2034	64,100.99	65,563.76
1006	36225D1H9		101551	78,949.28	2,000,000.00	GNMA II #81150 ADJ RT	AFS	2.125	11/20/2034	78,949.28	80,889.79
1006	36225DHX5		101552	36,241.44	2,000,000.00	GNMA II #81145 ADJ RT	AFS	2.125	11/20/2034	36,206.08	37,045.79
1006	36225E3X6		101907	70,504.94	1,000,000.00	GNMA II #82661 ARM	AFS	2.125	11/20/2040	70,504.94	72,582.40
1006	36225E3X6		101913	70,504.94	1,000,000.00	GNMA II #82661 ARM	AFS	2.125	11/20/2040	70,504.94	72,582.40
Items 45				14,337,720.89	24,036,948.00			3.259		14,645,474.53	15,250,387.21

Status Codes: N = New Purchase S = Sold M = Matured C = Called O = Paid Off * = Pre-refunded T = ASC 320 Transfer I = Impaired
 Note: Refer to the U.S. Government and Agency Ratings report for ratings on treasury, agency and pass through securities.

FINISER

9601 McAllister Freeway, Suite 301, San Antonio, Texas 78216-4633
 (210) 224-5492
 (210) 224-8787

II. Pledge & Safekeeping Reports

Gillespie County
Kelly Eckhardt, County Treasurer
101 West Main St
Rm 5
Fredericksburg, TX 78624

Custodial Letter of Credit
Pledge Allocation Pledge Receipt

Pledge Reference #: 27000316-4 Member FHFA ID: 13389 Effective Date: 05/04/2020

Pledge allocation for the above beneficiary has been pledged by

Security State Bank & Trust
P.O. Box 471
Fredericksburg, TX 78624

Pledged Amount: \$10,000,000.00

Letter of Credit # 27000316
LOC Maturity Date 12/20/2021
LOC Issue Date 12/20/2019

IN ORDER TO COMPLY WITH 2257.045(C)(2) OF THE TEXAS GOVERNMENT CODE, PROMPTLY, BY THE CLOSE OF BUSINESS TODAY, DELIVER A COPY OF THIS TRUST RECEIPT TO YOUR DEPOSITOR.

Pledges By Pledgee And Maturity

BBA

Pledged To: GILLESPIE CO

Texas Regional Bank - McAllen, TX

Page 30 of 43

As Of 1/31/2021

Receipt# Safekeeping Location	CUSIP	ASC 320 Maturity	Description	Prerefund	Pool/Type Coupon	Moody S&P	Original Face Pledged Percent	Original Face	Pledged		Market Value
									Par	Book Value	
FHLB: FED HOME LOAN BANK	31410LGN6	AFS	FNMA 15YR 01/01/27		890405 3.50		1,655,000.00 100.00%	1,655,000.00	196,693.69	202,367.08	209,174.70
FHLB: FED HOME LOAN BANK	3128MECD1	AFS	FHLMC 15YR 11/01/29		G15268 3.50		1,700,000.00 100.00%	1,700,000.00	508,301.16	532,489.04	555,015.86
FHLB: FED HOME LOAN BANK	3138EYH3	AFS	FNMA 20YR 04/01/36		AL8811 4.00		1,625,000.00 100.00%	1,625,000.00	728,490.21	772,132.42	807,561.89
3 Securities Pledged To: L - GILLESPIE CO								4,980,000.00	1,433,485.06	1,506,988.54	1,571,752.45

Although the information in this report has been obtained from sources believed to be reliable, its accuracy cannot be guaranteed.
2/1/2021 1:06 PM - JDB / TRBC